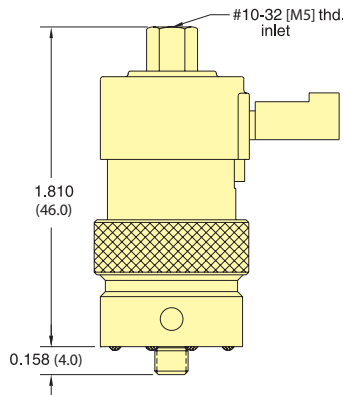


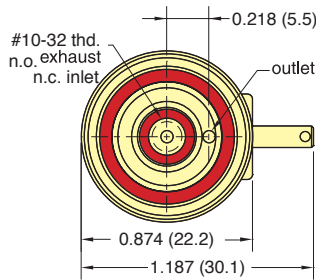
EV, ET, EC SERIES 3-WAY FULLY PORTED VALVES MANIFOLD MOUNT



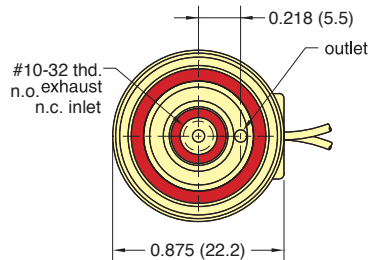
ECO-3M



ETO-3M



EVO-3M



Type: Fully Ported 3-Way

Medium: Air

Temperature Range: 30 to 180°F

Power Consumption: 0.67 watt

Response: 5 to 10 milliseconds

Mounting: Manifold

Ports: Manifold mounted with #10-32 [M5] stud

Operating Range: 90% to 150% of rated voltage

Air Flow: 0.6 scfm @ 100 psig*;
17 l/min @ 7 bar

"L" option: 0.5 scfm @ 50 psig;
14 l/min @ 3.5 bar;

"H" option: 0.45 scfm @ 25 psig;
13 l/min @ 1.8 bar;

* When air supply is connected to the top port to operate valve Normally-Open, main flow is 0.8 scfm and exhaust flow is 0.6 scfm at 100 psig.

Pressure Range:

28" Hg Vac. to 105 psig;
7 bar max

"L" option:
28" Hg Vac. to 50 psig;
3.5 bar max

"H" option:
28" Hg Vac. to 25 psig;
1.8 bar max

For Cable and Connectors, see Page 201.

NUMBERING SYSTEM

□ - E □ O - 3 M - □ = □ = □ — M5 - Metric

Blank - Buna-N Seals & Silicone Lube
S - FKM Seals & PFPE Lube

C - Connector
T - Terminal Spades
V - Wire Leads

Voltages: *
6 - 6 VDC
12 - 12 VDC
24 - 24 VDC

Standard Options:

Blank - Standard orifice 0.025"
L - 0.040" orifice
H - 0.060" orifice
V - Fluorocarbon seals

Non-Standard Options:
E - EPR seals
V - Viton seals
D - Diode

* Consult factory for availability of non-standard voltages and other options